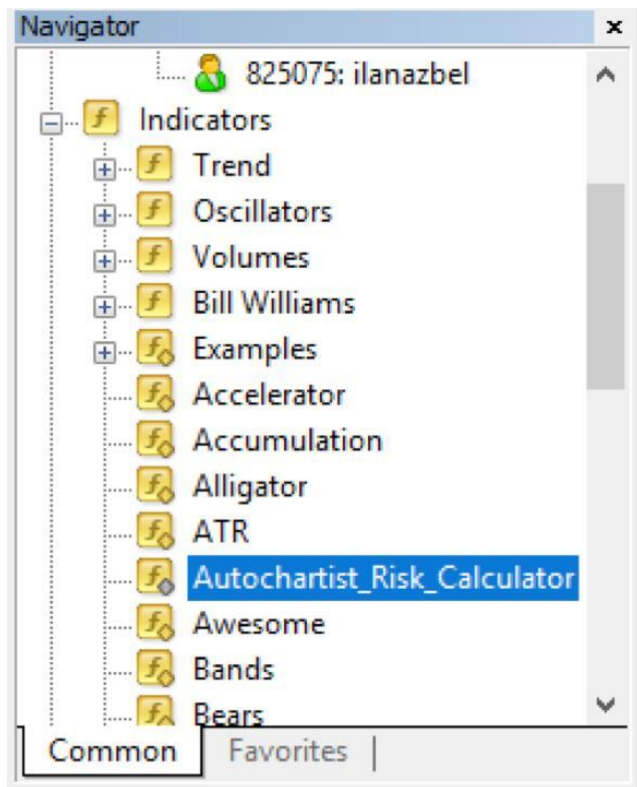


Autochartist Risk Calculator

USER GUIDE

Drag the Risk Calculator onto any chart window:



Once successfully initiated, the Risk Calculator will display as below:



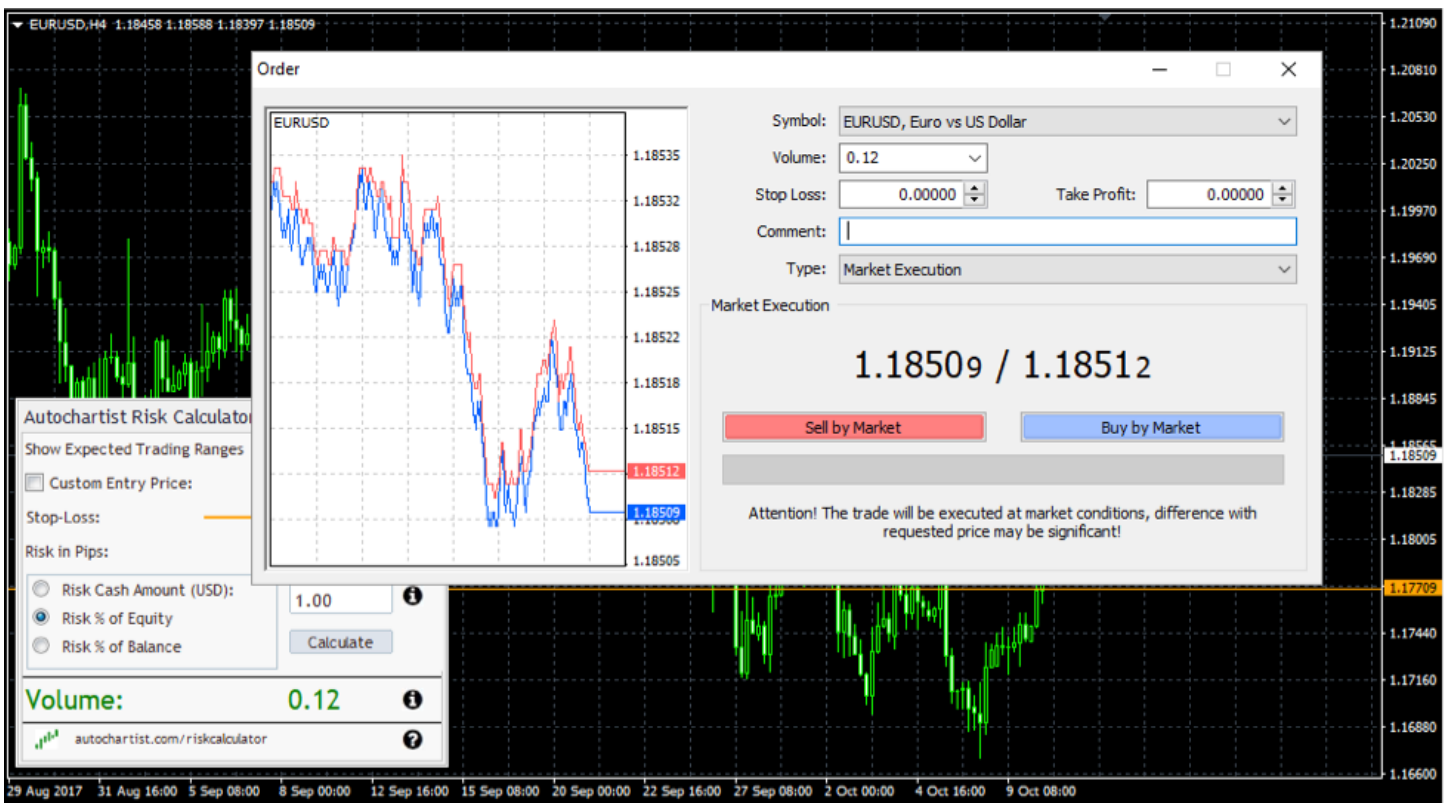
The Risk Calculator control panel has a number of features:

1. Tick the checkbox to enable Expected Trading Ranges.
Ranges are based on price movements observed in the last 6 months for the current day of the week and time of day.
2. Set your desired entry level by moving the entry level line on the chart or by typing in a specific level.
3. Set your desired stop-loss level by moving the stop-loss level line on the chart or by typing in a specific level.
4. This number represents the number of pips difference between your entry price and stop loss.
5. How much money you are willing to risk on this trade.
6. This is the position size you need to take in order to risk the amount of money specified at the desired stop loss level.
7. Visit autochartist.com/riskcalculator for tutorials and help with this indicator.

To set the correct trade size when trading the current market price

1. Decide on where you want to set your stop loss and move the orange line to that level.
2. If the orange line is below the current price then the indicator assumes you are planning on a LONG position. If the orange line is above the current price then the indicator assumes you are planning a SHORT position.
3. Decide on how much money you want to risk on this trade. Set the Cash Amount, or the Risk as % of Equity or Risk as % of Balance value.
4. Click the "Calculate" button.

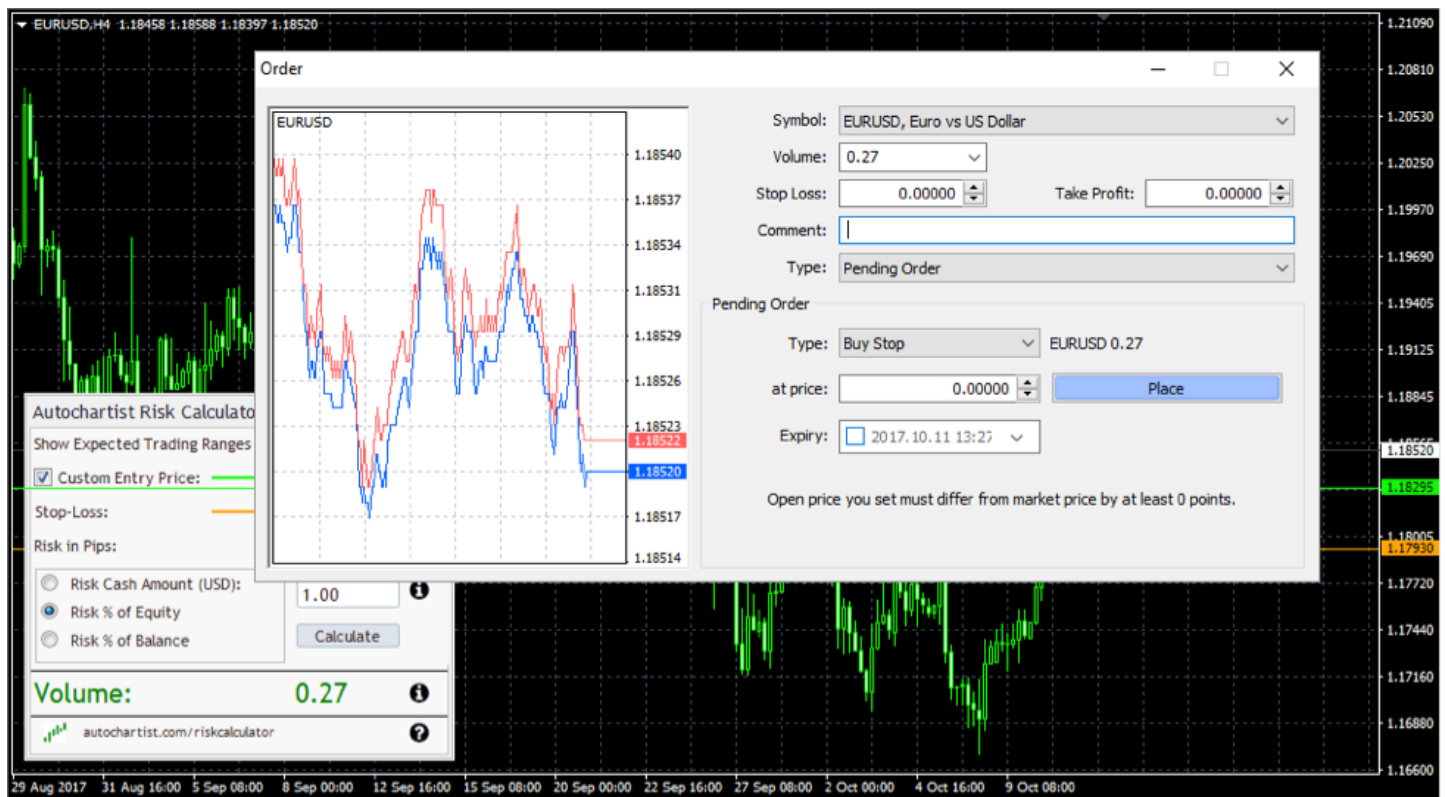
The Volume is the size of the position you need to set in your deal ticket window:



To set the correct trade size when trading pending orders

1. Click the Checkbox next to “Custom Entry Price”. Once you do this a green line will appear. This green line represents the entry level at which you plan to set your pending order.
2. Move the green entry line to your desired trade entry level.
3. Move the orange stop loss line to your desired stop loss level.
4. Decide on how much money you want to risk on this trade. Set the Cash Amount, or the Risk as % of Equity or Risk as % of Balance value.
5. Click the “Calculate” button.

The Volume is the size of the position you need to set in your deal ticket window:



Using Autochartist's Expected Trading Range as a volatility guide

The Risk Analyzer is also integrated with Autochartist's Volatility Analysis data. This means that if you tick the "Show Expected Trading Ranges" checkbox, you'll get the expected trading ranges along with the position sizes for the different levels.



This allows you to not only consider your trading strategy for stop loss levels, but also the expected price volatility. You will notice how the position size is specified on each level. In this example, to risk 1% of my capital with an entry at the current market price and stop loss at 1.17598, we need to set a position size of 0.11.

Legal: HF Markets (SV) Ltd is incorporated in St. Vincent & the Grenadines as an International Business Company with registration number 22747 IBC 2015.

Risk Warning: Trading Leveraged Products such as Forex and Derivatives may not be suitable for all investors as they carry a high degree of risk to your capital. Please ensure that you fully understand the risks involved, taking into account your investments objectives and level of experience, before trading, and if necessary, seek independent advice. Please read the full Risk Disclosure that can be found on our website under About -> Legal Documentation.

Disclaimer: This material is provided as a general marketing communication for information purposes only. Nothing in this communication contains, or should be considered as containing, an investment advice or an investment recommendation or a solicitation for the purpose of buying or selling of any financial instrument. We make no representation and assume no liability as to the accuracy or completeness of any information provided and we shall not be held liable for any loss arising from any investment made based on the information provided in this communication. This communication must not be reproduced or further distributed without our prior written permission.